

Nurses accredited

The University of Oregon School of Nursing again received full accreditation of its baccalaureate program and "reasonable assurance of accreditation" for its master's program from the National League for Nursing in December.

"This qualification," Dean Jean Boyle explained, "is usual when a new program is being implemented and is granted to permit at least one class with a new master of nursing degree to graduate as well as to permit time for the implementation of some changes in the curriculum." The new master's program was approved in the late fall by the State System of Higher Education.

News of the action by the NLN committee followed an extensive faculty-student self-evaluation report that was prepared between 1969 and 1971 and the subsequent visit of the NLN accrediting team in October.

The new master of nursing degree is an applied degree which places attention on clinical nursing as a major and will be implemented with a thesis option. The School also offers a Master of Science in Nursing Education degree for those nurses interested in teaching and has been confined to the clinical area of medical-surgical nursing.

Basic science Readied

The formidable-looking Basic Science building has taken shape and is nearing completion; correspondingly, curiosity has grown on the UOMS campus as to what changes will occur when the building is occupied in the summer of 1972.



Dr. Van Bruggen

The multipurpose laboratories occupying the third and fifth floors of the building will change quite a few things, according to Dr. John Van Bruggen, professor of biochemistry and director of the basic science teaching laboratories.

The basic science faculty who've been coping with the crowded conditions of laboratories and classrooms will be among the first to appreciate the new, spacious quarters. And the first- and second-year medical students will have a place of their own.

For their first two years of medical school, students will have "home stations" in the Basic Science building; the first-year students on the third floor and the second-year students on the fifth floor. (Dr. Van Bruggen's office will be located on the floor between the two laboratories so he can supervise the laboratory operations.) The home stations are 16 study and conference rooms which will hold seven students each. Medical students have had no place that is theirs exclusively on a 24-hour basis until this time.

Across the hall from these rooms are eight 14- to 16-student laboratories where the laboratory courses will be taught. Between the two sections of laboratories are two larger areas with hoods, benches, a cold room and a chromatography room.

The multipurpose laboratories are designed to be more economical of space and equipment. In the past, several basic science departments have maintained separate laboratories large enough for an entire class. Designed for continuous use of space, the new multipurpose laboratories are aimed at accommodating the new curriculum and will aid in creating opportunities for interdepartmental teaching activities. The faculty will come to the laboratories to teach and supervise student exercises instead of students moving from laboratory to laboratory. And the facilities are planned so that a faculty member will be able to teach several labs.

The division of the class into groups makes possible more individuality in teaching, since not all of the class has to be learning the same thing at the same time. Equipment, too, can be staggered for various experiments and demonstrations.

The separation of the students into small groups "is better for their study and learning as long as communication does not become difficult," Dr. Van Bruggen remarked. For this reason, he is studying the audiovisual needs of the laboratories and coordinating his findings with the division of instructional aids.

Richard Herren, director of instructional aids commented, "Small group (or individual) teaching hardware has become very sophisticated; there are many types of equipment that allow individual student studies, readily available at low cost. We will also be working with the teaching faculty to create software (program) units which can be used in small group teaching in the multipurpose laboratories."

Augmenting the laboratory facilities, there are two carefully designed 138-seat classrooms on the fourth floor where an entire class, staff members and graduate students can meet. On the same floor there are also four conference rooms where one-fourth to one-half the class can meet for group discussions.

Of the audiovisual capabilities of the fourth floor classrooms, Mr. Herren said, "There is a

continued on page 2

1/72

university
of oregon
medical
center



Parking Follow up

Parking, a headache for University of Oregon Medical School officials since the institution moved to its hilltop campus 63 years ago, continues to be a major problem.

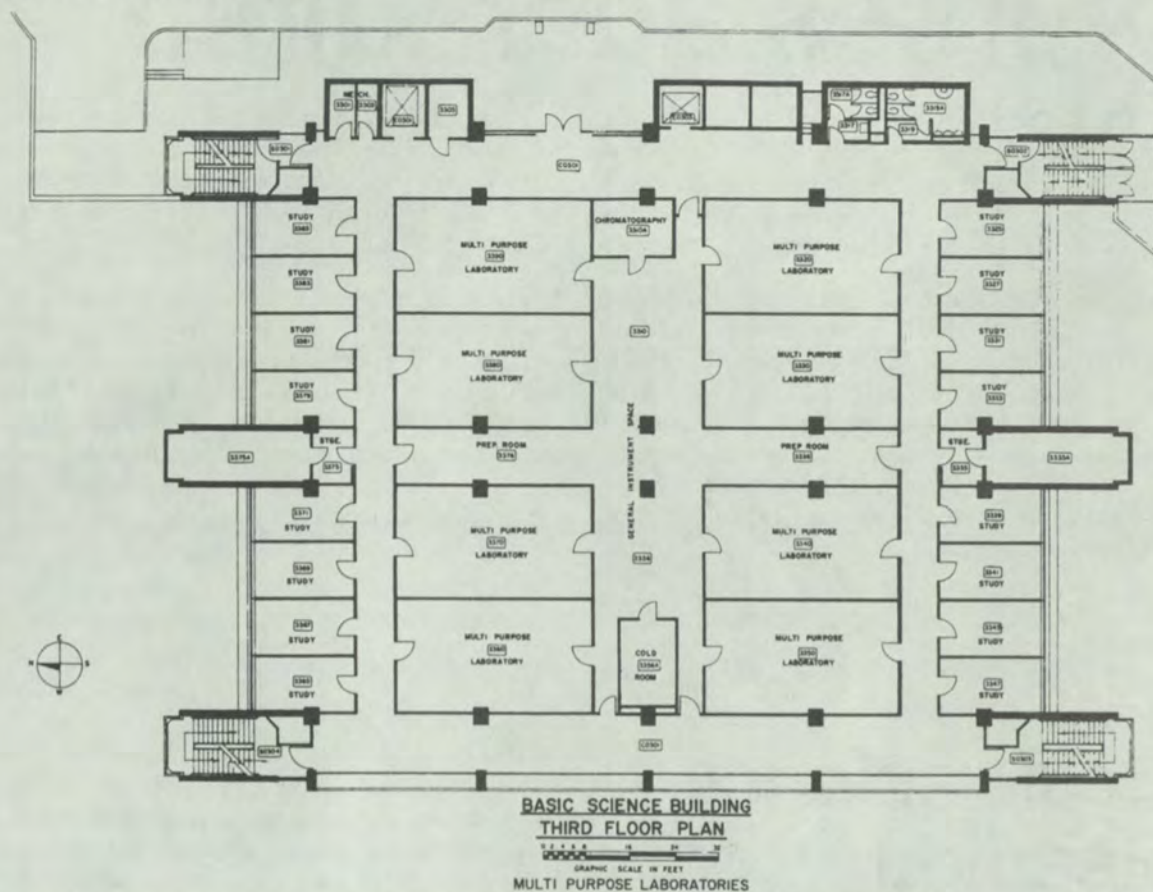
Bids for the new UOMS parking structure, to be located adjacent to the University of Oregon Dental School (pictured in the Summer Report to the Alumni) were called for November 30 and opened December 28. All bids exceeded the budget, according to W. A. Zimmerman, associate dean for business affairs.

The next step?

The project is being restudied by personnel in the office of the Oregon State Board of Higher Education and by UO Medical School officials. A decision will be made at the January 24 Board meeting as to whether additional financing will be sought or if the plans for the structure will be redrawn to accommodate a smaller number of cars.

The bill which adds a new cancer research program to the Public Health Service Act, S. 1828, has been signed by President Nixon as P.L. 92-218.

The new law, known as the National Cancer Act of 1971, provides for a large-scale effort to find a cure for cancer by establishing an expanded national cancer research program, which includes new cancer research and demonstration centers and training for health personnel.



Floor plan of the third floor of the multipurpose laboratories. (The fifth floor is identical to the third.) Two seven-student study rooms open onto one 14- to 16-student multipurpose laboratory. The general instrument space and the preparation areas are located between the multipurpose laboratories.

large projection corridor between the rooms which allows movies, slides and other visuals to be projected from behind the screen into the classroom with very faithful reproduction of color and detail. This method of projection allows for normal room light in the lecture room so that students can easily consult reference material or take notes while viewing the screen.

"In addition, it's hoped that the classrooms can be connected by cable to the existing campus television network and that television monitors can be permanently installed for class activities."

As the time approaches for each department to teach its part of the curriculum, representatives will consult with Dr. Van Bruggen in coordinating the scheduling for the laboratories. He and his staff will make preparations for laboratory exercises, get the equipment to the laboratories and set up for the classes.

Dr. Van Bruggen, also coordinator of the first-year curriculum, will be able to evaluate the exercises and see where the laboratory curriculum overlaps (or has gaps) among the departments. He'll also be in a position to consult with the various departments in investigating new educational methods.

Equipping the laboratories is another part of Dr. Van Bruggen's work. Some of the equipment for the multipurpose laboratories will be moved from the present basic science departments' teaching laboratories. However, there will be more and different kinds of equipment needed with the new curriculum and the new laboratory situation. Dr. Van Bruggen is presently consulting with the departments as to their needs for equipment.

The laboratories will not contain much permanent equipment. There will be lab benches, shelves and movable tables for conferences and experiments. The rest of the laboratory equipment will be kept in storage on the third and fifth floors or in a larger storage area on the fourth floor. Like the laboratory equipment, glassware will also be given out as needed and picked up after use for washing in the glassware area on the fourth floor.

As director of the basic science teaching laboratories, Dr. Van Bruggen is responsible to the Dean and to the Teaching Laboratory Advisory Committee composed of the administrative heads of the basic science departments concerned—Drs. John Brookhart (chairman), Robert Bacon, Arthur Frisch, Richard Jones, Richard Moore and William Riker. His staff for the new laboratories will include a secretary (already at work) and three or four other personnel.

The departments will decide how the courses will be taught and what equipment they need for the courses. Dr. Van Bruggen will be there in an advisory and supervisory capacity, "putting the package together" for the fall of 1972.

The following 16mm films, part of *The "Well Born" Series*, are available for short-term loan through the Health Education Section of the State Board of Health, P.O. Box 231, Portland 97207: *A Documentary of Oregon's Problem*, *The Team Approach*, *Genetic Counseling*, *The Planned Life of the First Year*, *Standards of Hospital Care of the Newborn*, and *High-risk Factors in Pregnancy*.

medical center news

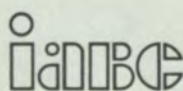
VOLUME I, No. 2 January, 1972

Medical Center News is published by the University of Oregon Medical School, 3181 S.W. Sam Jackson Park Road, Portland, Oregon 97201 to inform students, employees, faculty, and friends of the institution of programs, activities and events of interest to them.

Charles N. Holman, M.D., Dean
Joseph J. Adams, Assistant Dean;
Executive Editor

Mary Ann A. Lockwood, Editor
Jo Arpin Stage, Assistant Editor

Contributors: J. J. Adams,
Tom Bessler, W. C. Dockery,
Diane Ledgerwood, Ken Niehans,
Nancy Ross, Thelma Wilson.



MEMBER
Oregon Association of Editors
and Communicators
International Association of
Business Communicators

profile



Carl Blomquist is the kind of man who will pull a 250-pound rock two-and-a-half miles for a friend.

"My hunting partner's sister is an avid rockhound," he explained, "and we used to keep our eyes open for specimens for her when we looked for deer in Eastern Oregon—this was before I became involved in the hobby myself. We found the 250-pound piece of jasper on one of our trips so I assembled a makeshift litter out of tree limbs and hauled the rock back to our jeep. It took all day."

Mr. Blomquist, who works in the UOMS

physical plant storeroom, became interested in rock-collecting and jewelry-making himself only eight years ago. "Although," he hastened to add, "I had a small collection when I was a boy. But we moved from Hood River to California—this was just before the Depression—and my father said the rocks were too heavy and would have to stay behind."

Mr. Blomquist now works with a variety of stones including Oregon thundereggs, picture jasper, rhodochrosite (a pinkish rock, which in slabs resembles slices of ham), tiger eye from Africa, plus petrified wood and fossilized shells. He finds about half the rocks on his own and the other half he gets trading with other rockhounds or buys from dealers and rock shops.

Preparing a rock for a setting involves several basic steps. First the stone is sliced into slabs—Mr. Blomquist uses his 20" table saw for this. It is then cut into the desired shape with a trim saw, further shaped on a grindstone, smoothed on a sand belt to remove the scratches and, finally, buffed. "I'm beginning to make some of my own settings now—in silver—as many rocks are odd-shaped and don't fit in a standard mold."

The "bug" has now bit Mrs. Blomquist who shares her husband's enthusiasm for collecting specimens and fashioning them into tie clasps, pins, necklaces, mosaic designs for hotplates and pen holders, sculptured figures and, a specialty, small trees with wire and florist tape "trunks" and jade leaves. "These," Mr. Blomquist explained, "are a very popular item—I'm always finding a friend who wants one." The "leaves" are fragments of rock which are polished in a tumbler with water and silicone carbide, a gritty sand-like substance. As the tumbler turns they roll slowly over each other and develop a bright shine."

When asked if he ever considered selling his jewelry and figures commercially Mr. Blomquist replied, "Not really. I'm kept pretty busy filling orders for friends and relatives and don't seem to ever have much left over. To me it's just a hobby, but a very rewarding one."

Selling fund Report

During the past several months, the UOMS has received a total of \$7,500 from the Laurence Selling Chair of Medicine Foundation, according to Joseph J. Adams, the Foundation's secretary.

Of the total, \$4,000 is being utilized during the current year in support of the salary of Dr. Howard P. Lewis, current holder of the title "Laurence Selling Professor of Medicine." An additional \$3,500 recently was appropriated from the Selling Trust which is administered by the United States National Bank of Oregon for purposes of "development and improvement of the department of medicine generally," Mr. Adams stated.

The Selling Chair of Medicine Foundation was established in 1966 by the UOMS Alumni Association which now serves as Trustor, following the death of Dr. Laurence Selling, former chairman of the UOMS department of medicine. It was organized as a memorial to Dr. Selling's more than 50 years of contributions to medicine and medical education in Oregon. About \$138,000 was collected in a fund drive—chiefly from alumni and former friends and patients of Dr. Selling. As a result of investments by the Trustee, the U.S. National Bank, the current market value of the portfolio as of the annual meeting of the Foundation held on November 15, 1971 was \$163,424.88.



G.S.H. affiliation announced

An affiliation of training programs for residents in medicine at Good Samaritan Hospital and Medical Center and UOMS has been announced.


Initial phase of the cooperative agreement will begin in July when two residents from the Medical School will be assigned to Good Samaritan. It is the eventual goal that the medical house staff of both institutions will be combined. This arrangement will expose Medical School residents to private clinical

care and practice and provide Good Samaritan residents with the varied training opportunities available in the University Medical Center's Hospitals and Clinics.

Dr. S. Frederick Rabiner, chief of medicine at Good Samaritan and associate professor of medicine at the Medical School, and Dr. J. David Bristow, chairman of the School's department of medicine, will coordinate the new program.

Multnomah cafeteria is now brightly decorated with travel posters, a Happy New Year gift to the hospital from the volunteers. Donated by several airlines the colorful posters are in both the physicians' and main cafeterias and depict scenes of Germany, Alaska, New Orleans, Japan, Colorado, Mexico, India, San Francisco, the South Pacific, New York and India. Mounted in frames made by Multnomah's engineering department they are set in place by Fred Todd, engineering, and Lyn Trainer, volunteer.

PHOTOS



Perusing the selection of discounted items at the Bookstore's sale last month is Bruce Williams, physical plant. All non-medical items were reduced, beginning at 10 per cent, until all merchandise was sold.



Leftover helium in the biochemistry department filled 160 balloons last month for patients in Doernbecher Hospital. Rather than return a partially-filled tank graduate students (l to r) Larry Bitte, Tom Vedvick, Diane Johnson, Al Krystosek, Phil Bach, research assistant Jim Joyce and Dean Jones, put the light gas to good use.



A late fall visitor to the campus was Mr. Freeman Holmer, above right, vice chancellor for administration, Oregon State System of Higher Education. During his two-day stay, Mr. Holmer talked with UOMS officials and toured institutional facilities. Showing him through the Women's Residence were Mr. Ralph Tuomi, physical plant director, left, and Mr. W. A. Zimmerman, associate dean for business affairs.



Mr. Merwyn (Skip) Hollyfield, esophageal speech instructor at the Portland Center for Hearing and Speech, and his wife recently returned from India where, in a condensed three-week course, he taught 11 laryngectomies (persons who have lost their larynxes) to speak. Here he examines a specially designed snorkle he brought from Brussels, Belgium which allows laryngectomies to swim safely despite the holes in their necks.

Mr. Hollyfield's experience in India was subject of a feature in the OREGON JOURNAL on December 27, 1971 and will be included in the March-April issue of PCHS's HEARSAY.



Five former members of Medical Explorer Post 744, sponsored by Emanuel Hospital and beginning its eleventh year, are now medical students at UOMS. They are (l to r): Wayne Burton and Don Peterson (sophomores); Mark Fischer (freshman); Mike Mundell (senior); and Robin Kenny (junior).



One 40-year pin will be included among the 121 presented at this year's service awards ceremony Tuesday, February 1 at 2 p.m. in the library auditorium. Everyone is invited to attend.



New addition to the Crippled Children's Division business office is a Remington Rand Lektriever, an electric file for storing all CCD patient financial records and medical charts, demonstrated above by Laura Paull. Filed alphabetically, the unit may be operated manually or automatically.

Alumni set april meeting

Planning for the 57th annual meeting of the Alumni Association of the University of Oregon Medical School is moving along rapidly, with three days of scientific lectures once again in store for returning grads and physician guests.

The meeting will be held April 26-28 in conjunction with the Sommer Memorial Lectures, and all sessions will take place at Portland's Benson Hotel.

According to J. J. Adams, the Association's executive secretary, the program chairman for the scientific sessions is Dr. Albert Oyama, class of 1953, pathologist at St. Vincent Hospital and vice-president of the Association. Speakers and Sommer Lecturers will be announced in February. Dr. Ernest T. Livingstone, class of 1951, currently serving as secretary of the Association and a practicing internist in Portland, heads up the banquet committee as well as the committee on awards and memberships.

The Alumni Office is currently working on reunions for the classes of 1932, 1937, 1942, 1947, 1952, 1957, and 1962.

Each year, the Association grants four \$500 scholarships to incoming freshman medical

students, sponsors a luncheon for first-year medical students, holds a series of "getting to know you" luncheons on campus with some members of each Medical School class and representatives of the Association, and contributes funds to a variety of Medical School related causes.

President of the Association is Dr. Willis J. Irvine, class of 1948, a family physician who practices in southeast Portland. Dr. Richard Lalli, class of 1956, is the new treasurer whose specialty is ophthalmology. He practices in downtown Portland.

February circuit courses include *Pharmacology: Seminar on Analgesic Drugs* on the ninth in Eugene; *Disorders of the Colon: Diagnosis and Treatment* in Medford on the 16th and in Klamath Falls on the 17th and *Recent Advances in Cardiovascular Pharmacology* on the 23rd in Bend. Courses for nurses include *Inhalation Therapy and Respiratory Disease* in Salem on the second and *Nursing Care Planning and Patient Interviewing* on the 10th in Albany.



Three seven-foot pink rhododendrons donated to UOMS by former Governor Robert D. Holmes are carefully planted at the east end of CDRC by Earl Clement (left) and Tom Bennett, greenhouse.



State Representative Robert Elliott (R), East Central Subdistrict, Multnomah County, center, was on campus in December for discussions with Assistant Dean J. J. Adams, left, and Dr. Laurel Case, head of the division of family practice.



Lily Williams, nurses' aide at CDRC looks in on a small patient in the newly opened north unit, an area with 12 hospital beds available for youngsters at the center.

SIDELIGHTS

What do a billfold, four frozen turkeys and an honest cook at Multnomah Hospital have in common?

Actually, quite a bit. It began with one of the boxes of packaged, frozen turkeys from California bought for Multnomah Hospital cafeteria's Christmas dinner. When hospital cook Martin O'Donnell opened the carton he discovered a wallet containing identification, personal papers and a substantial amount of money wedged between the birds.

The owner of the billfold, pictured on an identification card, is a Mexican man who evidently was crating the turkeys, possibly as long as six months ago, when his belongings fell into the box. The Mexican Consul in Portland is still looking for the turkey-packer—so he can give him a belated Christmas present.

One of the really nice things about Christmas is the annual gathering at Multnomah Hospital lovingly presided over by Ruth Mercer, Donna Johnson and numbers of others who work tirelessly and with great care to make the event warm, friendly and meaningful.

Then there was the lady who protested to the parking office that she was given a ticket

for parking where she was supposed to. The sign said "Visiting Staff Physicians" and that's just what she was doing.

If you're in a hurry to get mail to the post office, don't be fooled by the box in front of the Administration building. In spite of the fact that the sign indicates mail is picked up at 9:30 a.m., it doesn't mean it's sped on its way sooner than the 12:15 pick-up in the mailroom. Charlotte Funk, UOMS mailroom supervisor, tells us that mail in the letter box doesn't reach the post office until about 2 p.m. while that picked up at 12:15 in the mailroom goes to the post office directly.

After plodding through the snowdrifts on a recent morning, our "man about campus" heartily congratulated himself at arriving at his destination. Imagine his consternation when he discovered that the building was bustling with people as usual and that fellow employees were concerned about him because at 8:30 he was late! He learned that when it snows, oldtimers just get up a bit earlier because they know if they don't patients will be here first.

sama

Senior Mark Olson, sophomore Dave Watson, and freshman John Malm are the first student representatives on the Oregon Health Manpower Council, the advisory board to the Comprehensive Health Planning Authority and Health Division of the State of Oregon.

Sophomores currently donating time in the evenings at the Cry of Love Clinic in Salem are: Chris Eidal, Tom Evans, Gary Gambill, Gordon Lee, Bob Lindgren, John Lobitz, Warren Reid, Tom Slominski and Cody Wasner. In addition, volunteer physicians, nurses, counselors and lab technicians assist at the clinic which was established last summer to help citizens in the area with venereal disease, drug and family planning problems who are unable to afford or are hesitant to seek other medical care.

UOMS medical, paramedical and nursing students interested in this summer's Oregon Migrant Project should contact junior medical student Sue Birkemeier.

Dr. Joseph Trainer, associate professor of physiology and professor of medicine, will be conducting Human Sexuality Workshops at Madison, Adams, Washington and Jefferson High Schools this quarter. Students who wish to participate in small group sessions following the main presentations may contact Dave Perlman, Cary Feibleman (medicine), or Toni Billings (nursing).

Kirk Jacobson, sophomore, has been named UOMS representative to the newly-formed Organization of Student Representatives of the American Association of Medical Colleges.

Blaine Tolby, junior in medicine, is spending this year in medical genetics research at Massachusetts General Hospital in Boston with Dr. John Littlefield of MGH and Dr. Frederick Hecht, UOMS associate professor of pediatrics and medicine, who is currently on sabbatical.

Student SAMA representatives are now included in the Oregon Medical Association House of Delegates. Juniors Karen Ireland and Bud Nicola are regular delegates and sophomores Dwayne Rice and Tom Slominski are alternates.

Sixty-three SAMA students are currently full members with voting privileges on 24 OMA committees.

Eighty students from UOMS have submitted applications for student affiliate membership in both the Multnomah County Medical Society and Oregon Medical Association.

The *SAMA Internship Review Evaluation*, a two-volume collection compiled by National SAMA, was recently presented to the UOMS library by Oregon SAMA and is now available at the reserve book desk.

Textbook Prices down

Did you know that the Bookstore has reduced textbook prices?

Beginning in September, as a direct result of its increased business over the past few years, the UOMS Bookstore lowered the markup on medical texts from 25 to 20 per cent. Sales volume increased appreciably in 1971

and profits from current sales will be returned to the Bookstore for the continuing benefit of students. "Our primary aim," explained M. R. Parelius, UOMS business manager, "is to use profits toward further reducing the cost of textbooks."

The Resident and Intern Wives' Auxiliary is sponsoring a dinner dance at the River Queen January 29. For reservations or more information call dance chairman Kathy Brugger, 223-0974.

Campus bulletin board

Medical students, graduate students registered at medical schools, interns and residents, are invited to participate in the SAMA-UTMB National Student Research Forum April 20-22, Galveston, Tex. A "call for papers" has been issued with abstracts of 200 words or less to be received by February 23. The Forum features the Mead Johnson Awards (totalling \$900 for medical students, \$700 for graduate students and \$950 for interns and residents), Roche Awards (neurology and psychiatry) of \$325 for medical students and \$325 for interns and residents, Gip A. Hudson Memorial Award (liver and liver disease) of \$100, Houston Multiple Sclerosis Society Award (\$100), Bay Area Heart Association Awards (cardiovascular research) totalling \$225 and the James W. McLaughlin Awards (infectious disease and immunity) of \$250.

For further information, write 1972 SAMA-UTMB National Student Research Forum, Room 207 Libbie Moody Thompson Basic Sciences Building, The University of Texas Medical Branch, Galveston, Tex. 77550.

The 1972 SAMA-Squibb Scientific Exhibits Awards and the 1972 SAMA-Eaton Medical Art Award Competition will be held in conjunction with the 1972 Forum. In the medical art competition, prizes will be awarded for medical photography, photomicrography and medical illustration. For applications and rules, write SAMA, 1400 Hicks Road, Rolling Meadows, Ill. 60008.

Deadline for the William Osler Medal Student Essay Contest of the American Association for the History of Medicine is March 1. Essays appropriate for consideration are those involving the historical development of current medical problems and those dealing with medical problems of a discrete past period. All students who are candidates for the M.D. degree, or who graduated with an M.D. in 1971 are eligible. For applications and rules, write Dr. Dorothy Lansing, 20 State Road (Box 537), Paoli, Pa. 19301.

Women residents of Oregon, preferably those having a master's degree, interested in the AAUW Oregon State Division Graduate Fellowship of \$2,000 for the academic year 1972-1973 should apply now to Dr. Betty Lou Dunlop, chairman, OSD Fellowships Award Committee, 740 Pennsylvania Avenue, Ashland, Ore. 97520. Deadline for applications is February 15. Notification of award winner will be made April 1.

Applications are available for the 1972 Alfred A. Richman Essay Competition for Undergraduate Students of the American College of Chest Physicians. This contest offers medical students the opportunity to submit manuscripts on any phase of the diagnosis and treatment of cardiovascular or pulmonary disease. Three cash prizes totalling \$1,000 will be awarded. Deadline is March 31. More information and applications may be obtained from the Committee on College Essay, American College of Chest Physicians, 112 East Chestnut Street, Chicago, Ill. 60611.

Information about a clinical clerkship in adolescent medicine for senior medical students may be obtained from Dr. C. Andrew Rigg, chief, adolescent medicine, Children's Hospital of the District of Columbia, 2124 13th Street, N.W., Washington, D.C. 20009.

Clerkships are for a period of 4-8 weeks and will acquaint students with the discipline of adolescent medicine, including specific needs and problems of adolescent health and disease.

Predoctoral fellowships of three months to one year are being offered by the National Multiple Sclerosis Society to students who have completed one or more years of study in a recognized medical school. The award will not exceed \$400 a month. Application deadlines are March 15 for the following July 1 and September 15 for the following January 1. For information, write the National Multiple Sclerosis Society, Research Programs Department, 257 Park Avenue South, New York 10010.

The AMA Council on Foods and Nutrition has set March 1 as the deadline for receipt of applications for the 1972 Joseph Goldberger Fellowships for Medical Students. The fellowships provide opportunity to gain research experience and stimulate interest in clinical nutrition. Grants consist of \$250 per month for three months of the year in which academic work is not scheduled. No special application forms are required; however application by a faculty sponsor must give information concerning research project in which student is to participate, qualifications of the medical student fellow and necessary facilities. For additional information, write AMA Council on Foods and Nutrition, 535 North Dearborn Street, Chicago, Ill. 60610.

The National Institutes of Health has announced sponsorship of three research fellowships in 1972 by the Swedish Medical Research Council. Fellowships will be awarded qualified biomedical scientists who are U.S. citizens. Support will be provided for 12 months of research training at a government-supported training institution in Sweden. The fellowships are intended to provide research experience and training at the postdoctoral level in basic or clinical sciences related to health. Application deadline is February 1. Information is available at the UOMS office of research services.

Also on file in research services is information on the 1973-74 Clinical Fellowship Program of the American Cancer Society. Applications must be submitted to the Society by February 1.

The National Institute of General Medical Sciences is now recruiting pharmacology research associates for two years of postdoctoral training in basic and clinical pharmacology beginning July 1, 1973. To be eligible candidates must hold a doctoral degree and be citizens of the United States. Application deadline is March 3, 1972. Brochures describing the National Institutes of Health training program are available in the public affairs office.

St. Joseph's Hospital and Health Center is currently accepting applications for 14 summer fellowships in medicine, family practice, ob-gyn, pediatrics, radiology, anesthesiology and surgery. Hours are generally 8 to 5 with minimal night work. Stipend for the ten-week period is \$750. Room and board is provided for single fellows. For application forms write to the Director of Medical Education, 301 Prospect Avenue, Syracuse, New York 13203.

Oregon eighth

Oregon ranks eighth in the nation in spending per capita for the operating expenses of the institutions in the State System of Higher Education, according to the January 3 issue of *The Chronicle of Higher Education*.

The approximate amount of tax dollars expended by each man, woman and child in Oregon in support of Oregon's publicly owned colleges and universities for the 1971-72 academic year is \$47.77.

Leading the nation in per capita expenditures for this purpose is Hawaii, followed by the states of Alaska, Washington, Wyoming, Arizona, Colorado, and Wisconsin.

Following Oregon in the *Chronicle's* listing are the states of Idaho, Utah, New Mexico, and North Carolina.

CDRC apartments open

The penthouse and north unit apartments at Child Development and Rehabilitation Center are available for occupancy. Reservations and arrangements for penthouses may be made through the CDRC business office, ext. 1204, during working hours or at other times with penthouse resident managers Mr. and Mrs. Judd Lunn, unit No. 4236, 223-5576. The CDRC Intake Committee makes arrangements for north unit guests.

The business office asks guests to give advance notice and check in with either Mr. Jerry Elder or Mr. Mac Sawyer within 24 hours of their arrival.

Collins named

Richard E. Collins' appointment as project director of the Children's Psychiatric Day Care Center was announced by Dr. Holman recently.

Collins was formerly director of the Multnomah County Family Consultant and Conciliation Services and has been assistant clinical professor of psychiatry and psychiatric social work at UOMS since 1969. He received a bachelor's degree from the University of Oregon and a master's in social work from the University of Washington in 1962.

The Center, a cooperative venture of Portland Community College, Portland State University and the UOMS, was established to provide education and treatment for emotionally disturbed children. It is located in Harris Hall of the Congregation Beth Israel (N.W. 20th and Glisan) and is under the direction of Dr. Harold Boverman, professor of psychiatry and pediatrics.

VIPs

DECEMBER

Service Anniversaries

- 5** Bruno Bessich, Physical Plant
Helen Hancock, Medicine
Robert W. Jones, Security and Parking
Joe A. Lucero, Animal Care
James P. Redman, Research Instrument Service
Robert M. Rolland, Physical Plant
Ray A. Wade, Physical Plant
Donna L. Whalen, ORMP

- 10** Dr. C. Donald Nelson, CCD
Dr. Harold Osterud, Public Health
Betty Jean Van Abkoude, Hospital Nursing

Moving Up

- Mary Bird, Office Trainee to Clerk I, Personnel
Thomas Hershey, Sr., Cust. Wkr., to Cust. Wkr. Sup., Physical Plant
Klaudia U. Howard, Inst. Wkr. 1, to Inst. Wkr. 2, Hospital Housekeeping

New Faculty

Volunteer

- Dr. Lester L. Bergeron, clinical instructor in otolaryngology
Dr. William Brokken, clinical instructor in dermatology
Dr. Robert Cockburn, clinical instructor in family practice
Dr. William C. Duncan, clinical instructor in surgery
Dr. Ronald Katon, clinical instructor in medicine
Dr. Alan Lachman, clinical instructor in dermatology
Dr. Robert Rapp, clinical instructor in pediatrics

Part-time

- Dr. Lee Peterson, clinical instructor in ophthalmology
Dr. Hugh Tilson, assistant professor of public health

Full-time

- Dr. J. Albert Browder, associate professor, CCD and pediatrics
Ruth Meacham, instructor, CCD

Retirements

During her 19 years at UOMS, Mrs. Eva Reed has worked in almost every area of the outpatient clinic including surgery, neurosurgery, orthopedics, tumor and surgery follow-up. December 31 the surgery clinic's charge nurse retired and plans to go to Illinois this summer for her high school graduating class's 50-year reunion—they've met every year.



"I was always glad to help out in whatever clinic I was needed," she commented. "The variety was good experience and I appreciated that."

Carmine Rose came to the UOMS 16 years ago—when the Medical School Hospital was brand new—and in those 16 years as a fireman in the heating plant, located underground at MSH, he's seen great growth and change in this institution. Mr. Rose retired on December 31 with a surprise party put on by fellow employees.



The party had to be a surprise, a co-worker said, "because if he'd known about it he wouldn't have come." As he was photographed just before the party, Mr. Rose said he is going to do some catfishing now, "if somebody will show me how to take the fish off the hook."

Others who retired in December are: Ruth Scott, hospital dietary, 15 years; Flora Parris, hospital laundry, 14 years; Clara Liepold, hospital laundry, 13 years; Anna B. Myers, hospital nursing, 12 years; Lloyd H. Stobee, hospital nursing, 2 years.

IN MEMORIAM

- Amby Frederick, former associate business manager.....December 21, 1971
Dr. Bruce Chenoweth, assistant clinical professor of dermatology.....January 6, 1972
Valentina Albrecht, inhalation therapy January 8, 1972

MEMBER OF THE UNIVERSITY OF OREGON

MEMBERS of Oregon's newly-formed Interim Committee on Education are: Senators Victor Atiyeh, Don Willner, Tom Hartung, Richard E. Groener, Wallace P. Carson, Jr. and Representatives Howard L. Cherry, Fred W. Heard, Carrol Howe, Robert C. Ingalls, Mary Rieke and Leo M. Thornton. Two public members are yet to be announced.

The Committee will study goals for higher education plus basic education and personnel policies affecting teachers.

THE KIDNEY dialysis unit will have a new air-conditioner thanks to their candle sale last month which raised \$750. Former dialysis patient Richard Main and his wife made and donated over 250 candles for the sale.

MSH's "5A Patient Fund," used for loans, parties, raw materials for projects... added \$80 to its treasury after the ward's pre-Christmas sale last month. Items sold included knitted and woven articles, jewelry and belts, all made by patients in occupational therapy.

NEWSMAKERS

Dr. Stephen W. Maks, clinical instructor in medicine, has been elected president of the Board of Trustees of the Leukemia Association of Oregon for 1972.

Ten UOMS faculty and staff members hold offices in the Epilepsy League of Oregon. Dr. James M. Watson is president for a second term and Dr. James R. Schimschock is assistant secretary for a year. New directors for three-year terms are Mrs. Margaret Bothwell and Dr. John B. Isom. Remaining on the board are Drs. Howard R. Dewey, Robert S. Dow and Wilbur L. E. Larson. Consulting board members are Drs. Harold Boverman, John L. Butler and C. Conrad Carter.

TV "celebrities" from UOMS for the month of December were: Dr. Jarvis Gould, associate medical director and associate administrator of hospitals and clinics who discussed Multnomah Hospital on channel 10's "Feedback" on the 13th; Dr. Martin Pernoll, assistant professor of obstetrics and gynecology, who appeared on channel 2's "MidDay" on the 20th and channel 8's "Telescope" on the 23rd to discuss fetal monitoring; and Mr. Fred Harwin, unit supervisor, medical graphics, explaining medical illustrations on "MidDay" on the 29th.

Dr. William J. Pyrch, clinical instructor in family practice, was recently elected president of the American Cancer Society's Oregon Division, succeeding Dr. Harvey Baker, clinical professor of surgery.

Dr. Bernard Pirofsky, professor of medicine and head of the division of immunology and allergy, is the 1972 recipient of the Emily Cooley Memorial award of the American Association of Blood Banks. In conferring this award, the AABB recognized his contributions in immunohematology, especially in the study of autoimmune hemolytic anemia. Dr. Pirofsky, tenth recipient of the award, joins other such distinguished recipients as Drs. Alexander S. Wiener, Scott N. Swisher and Flemming Kissmeyer-Nielsen.

Dr. Frederick A. J. Kingery, clinical professor of dermatology, was recently elected by the Dermatology Foundation as one of six new trustees at the American Academy of Dermatology's 30th Annual Meeting in Chicago.

Special thanks go to students in nursing, Rosemary Bartos, Barbara Hale, and Emily Moore; and medical technology, Carol Enyart and Gloria Martin who recently donated blood to the Oregon Trail chapter of the Red Cross.

The UOMS renal transplant team, headed by Dr. Russell Lawson, associate professor of urology, plans to perform the 100th kidney transplant at the School in February. Officially formed in 1968, the team reports only 15 patient deaths, many of which occurred early in the program before techniques were perfected.



Dr. Howard P. Lewis, professor of medicine and former chairman of the department, was honored for his "lifetime of effort and devotion to the medical community of Oregon and the nation and for his skill and dedication in teaching men and women to become better physicians so they might deliver the highest quality medical care" by the Multnomah County Medical Society at a recent meeting. Making the award to Dr. Lewis at the annual banquet of the medical society is Dr. John W. Stephens, outgoing president and UOMS associate clinical professor of medicine.

Legal holidays for 1972 being observed by the Medical School:

Lincoln's Birthday...Monday, February 7
 Washington's Birthday.....Monday, February 21
 Memorial Day.....Monday, May 29
 Independence Day.....Tuesday, July 4
 Labor Day.....Monday, September 4
 Veteran's Day.....Monday, October 23
 Thanksgiving Day.....Thursday, November 23
 Christmas Day.....Monday, December 25

sports



MED-DENT BASKETBALL, coached by Dr. Edward Grossenbacher, Portland physician and Dr. Kenneth Nanson, Portland and Beaverton orthodontist, continues with five games scheduled for February.

February 5-3 p.m.—Northwestern School of Law, SAB
 February 12-3 p.m.—PSU JV, SAB
 February 19-2 p.m.—Truax Oil at Corvallis Junior High
 February 25-7:30 p.m.—Lewis & Clark JV, SAB
 February 26-3 p.m.—OSU Rooks, SAB

SQUASH RACQUETS LEAGUE second half of play includes games:

Thursday, February 3
 MED at Lewis & Clark
 Reed at MAC
 YMCA, bye
 Wednesday, February 16
 YMCA at MAC
 MED at Reed
 Lewis & Clark, bye
 Thursday, February 17
 MAC at Lewis & Clark
 YMCA at Reed
 MED, bye
 Thursday, February 24
 1/2MED vs. 1/2YMCA
 Lewis & Clark at Reed
 MAC, bye

COMING EVENTS—SQUASH

Pacific Coast Singles, San Francisco—March 3-5, University Club.

Oregon State Doubles and Lewis & Clark C & D Invitational Tournament—March 24-26, Lewis & Clark. This tournament is the final play of the Portland Squash Racquets League.

medical center news

University of Oregon Medical School
 3181 S.W. Sam Jackson Park Road
 Portland, Oregon 97201

UNIVERSITY OF OREGON
 MEDICAL SCHOOL LIBRARY

JUL 3 1972

RECEIVED

PACIFIC NORTHWEST COLLECTION